




Product # 14101CP

Custom Laser Label 4" x 1.5" - 14up on an 8.5" x 11" Sheet
1000 Sheets per Carton

-  Cut Margin; Represents area in which all copy should be placed.
-  Cut Line/Die Line; Represents the edge of the product.
-  Bleed Line; Represents how far the image or color should go beyond the cut/die line.